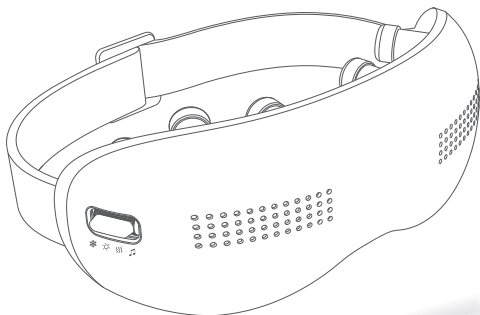


MAX Eyes Pro

產品使用說明書

MAX-S13L90GR




maxcare®



企業介紹

maxcare® 集團領導人憑著二十多年生產健康按摩產品經驗，了解亞洲人對按摩產品的特別需求，創立了 **maxcare®** 品牌，並於2012年在香港大力拓展按摩產品市場，更於2017年獲得香港名牌殊榮。**maxcare®** 以香港作為基地，專注於研發、生產及銷售家庭健康器械。

maxcare® 秉持「科技提升生活質量」、「用心關愛家庭健康」的服務宗旨，不斷推出創新性的高品質產品 **maxcare®** 產品不僅通過歐盟CE、美國UL/ETL、德國GS、TUV、中國3C等多項國際品質和安全認證，同時申報並獲得了多項國際專利。

maxcare® 在集團創立者的領導下及企業使命的推動下，現已成為香港最具競爭優勢的家庭健康按摩品牌之一。**maxcare®** 企業在專注於研究按摩椅技術的基礎上，融入人們對生活的全新理解——簡約、時尚的設計元素。**maxcare®** 本著關愛生活的健康原則，努力致力於研發、設計、生產優質的家庭健康按摩產品，為家庭和辦公室人群提供高品質的健康按摩產品和全身全方位的健康解決方案。**maxcare®** 將「無限關愛，源自點滴」的企業理念融入產品之中，將健康帶到每個人的身邊。



感謝您選購MAXCARE產品，使用前請仔細閱讀產品使用說明書，並特別注意安全事項，以便正確操作及使用本產品。

本手冊提供使用者安全及有效的操作模式，請在閱讀後妥為收藏，以便日後隨時取出參閱。

目錄

安全注意事項	P.01 - P.03
機件名稱及功能	P.04
使用方法	P.05
產品的清潔、保養	P.06
常見問題及處理方法	P.07
產品技術參數	P.08



安全注意事項



1. 重要安全警告

- 本產品使用時會遮擋視線，請勿在行走、玩耍時使用。
- 請勿讓兒童及寵物接近本產品。
- 在使用過程中，請務必確認周圍沒有人或寵物，以免造成意外。
- 請使用與此產品匹配的電源。
- 用後或清潔前請拔離電源插頭，以免造成設備或人身損害。
- 不可使用未推薦的配件及附件。
- 請勿在室外使用此產品。
- 請仔細參閱說明書，按說明書指示使用此產品。
- 禁止將此產品用於本說明書未列出的其它用途。
- 建議使用時間為10分鐘。
- 使用前，請檢查機件是否破損，如有破損請立即停止使用，請聯絡本公司來修理。
- 請勿在此產品外殼有破損的情況下使用。
- 使用此產品過程中不可睡覺。
- 請勿在駕駛時使用此產品。
- 請勿於佩戴隱形眼鏡、眼鏡或髮飾物品時使用此產品。
- 請將此產品佩戴在眼部後再進行開機。
- 醉酒或感覺不適時請勿使用此產品。
- 請勿在進餐之後一小時內使用此產品。
- 佩戴時請勿過緊或過分用力，以免受傷
- 電源線破損時，請勿私自拆卸更換，應聯絡本公司更換修理。



2. 使用環境

- 請勿使用有快速充電功能的電源充電，避免產品進入電路保護狀態。
- 請勿在高度潮濕的環境如浴室中使用此產品。
- 在環境溫度急劇變化時請勿立即使用此產品。
- 請勿在灰塵嚴重或有腐蝕性氣體空間環境中使用此產品。
- 請勿在空氣不流通的地方使用此產品。
- 使用完畢後請關閉電源，拔掉電源插頭。
- 請勿在室溫高於40°C的環境下使用本產品。
- 請勿在室溫低於5°C的環境下使用產品，因為潤滑油的稠化可能會加大機器齒輪傳動件的磨損，影響使用壽命。
- 請勿在雷擊時使用，並將電源插頭拔離電源插座。
- 請勿將產品放置在靠近火爐或陽光直射的地方。



安全注意事項

- 如產品由低溫儲存處移到溫暖環境使用時，內部金屬機件可能會聚集水氣而影響產品的正常運作，甚至造成機器損壞，建議移動後將產品在正常室溫放置一小時後再開機使用。



3. 如有以下症狀，請先諮詢醫生，在醫生指導下方可使用

- 青光眼、白內障、視網膜脫落或其他眼疾。
- 動過眼部手術人士
- 皮膚腫脹，曬傷或者其他皮膚病者請勿使用。
- 患有惡性腫瘤、急性疾病、心臟病、中風、嚴重高、低血壓等患者。
- 呼吸器官有障礙者。
- 有血栓症或嚴重的動脈瘤，急性靜脈瘤等血液迴圈障礙或各種皮膚感染等症狀者。
- 有因糖尿病等引起的高度末梢迴圈障礙所引起的知覺障礙者。
- 發高燒者。
- 身體有創傷或體表患病者。
- 無人監管時十四歲以下兒童及神志不清者禁止使用本產品。
- 經醫生囑咐需要休養或感覺身體不適者。
- 身體潮濕時禁止使用此產品。
- 產品有發熱功能，對熱不敏感的人使用時必須注意。
- 正在接受醫生治療者，特別是身體感到異常者。
- 皮膚有創傷者。
- 以康復為目的者。



4. 安全事項

- 使用期間最好不要轉借他人，避免眼疾交叉感染。
- 請勿在產品上放置重物。
- 請勿在使用本機的同時使用其它治療儀器。
- 請勿用於治療目的。
- 本產品僅限一人使用。
- 建議每次使用本產品10分鐘內為宜。
- 檢查電壓是否符合此產品的規格要求。
- 請勿使用濕手拔插電源插頭。
- 勿使水進入此產品內，避免觸電或使此產品受損。
- 插拔電源插頭時切勿拉拽電源線，不可過於粗暴。
- 切勿使電線受損或更改此產品電路。
- 切勿用濕布清潔此產品電源開關、插頭等可帶電部位。



安全注意事項

- 如果發生停電應該離開此產品，以免電力突然恢復時導致傷害。
- 如果在使用中感到此產品異常請立即停止使用，並向本公司諮詢。
- 如果您在使用此產品期間感到身體異常請立即停止使用，並向醫生諮詢。
- 本產品不提供給身體有殘障、感觀或神經有缺陷或缺乏經驗與常識的人士（包括兒童）使用，除非他們得到那些對他們的安全負責的人員關於如何使用該產品的監督與指導。
- 兒童必須被監督以確保他們不會拿產品來玩耍。
- 如果產品損壞，為了避免危險，必須由本公司的專業人員更換。
- 不要將電源線靠近熱的或運動的物體。
- 移動前必須切斷電源，拔掉插頭。
- 如果發現產品損壞、破裂、漏電及相關部位暴露出來時禁止使用。
- 當產品處於工作狀態中請勿放置不顧。
- 充電時請不要開機使用。



5. 產品保養和維護

- 本產品只能由本公司維修。用戶不可自行拆卸或修理。
- 請記住在使用後關閉總電源開關。
- 電源插座鬆動時，切勿使用此產品。
- 若長期不用應將此產品電源線卷起，並把此產品貯存在乾燥無塵的環境中。
- 切勿將此產品貯存在高溫或明火附近。勿使陽光長期直射。
- 請用乾布清潔此產品。不可使用稀釋劑、苯或酒精。
- 本產品機械裝置經特別設計與製造，無需特別維護。
- 不可用尖銳物品刺向此產品。
- 請間歇使用，不應使此產品長期連續運轉。
- 遠離有磁性的設備，周圍無磁場干擾。

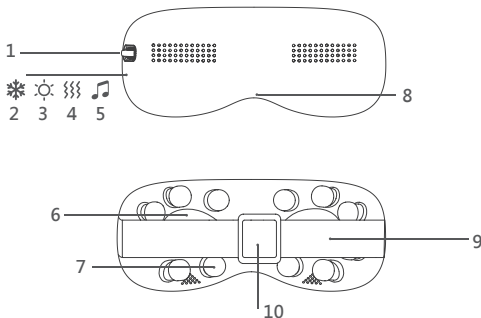


6. 常見現象處理

- 運行中或關閉時發出電機聲：屬正常現象。
- 本產品運作停止：額定時間到，產品會自動關閉；產品連續工作時間過長，溫控保護會自動關機。
- 使用時產品發熱，屬正常現象。
- 使用後按摩位置可能會出現發紅發熱的現象，屬正常現象。
- 使用後臉上可能會留下壓痕，過一段時間後即可恢復原狀。
- 使用後因長時間閉目按摩，眼睛會出現短暫視力模糊，閉目休息1-3分鐘，眼睛會慢慢恢復清晰。

機件名稱及功能

- 1) Max eye's 主機 x1
- 2) 充電線 x1
- 3) 彩盒 x1
- 4) 使用說明書 x1



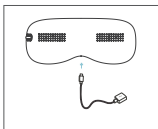
1. 開關鍵/模式鍵
2. 冰感冷敷
3. 溫感熱敷
4. 振動按摩
5. 音樂
6. 冷敷/熱敷區
7. 按摩區
8. 充電口
9. 頭帶
10. 頭帶卡扣



使用方法



一. 充電



1. 將電源線連接電腦USB插口或手機配適器進行充電。
2. 充電過程中，紅燈會長亮；白燈亮起時則表示充電完成，可拔下電源線。
3. 充電過程中，產品不支持開機工作（如產品在工作狀態下充電，將啟動自我保護程序，自動停止工作）。



二. 運作

功能	說明
開/關機	開關鍵長按2秒進行開/關機
音樂	連按兩下開關鍵暫停/恢復音樂播放
振動按摩模式	開關鍵向上推一下，進行馬達振動模式切換：美眼模式、愛眼模式、護眼模式、睡眠模式、冷熱模式。開機預設美眼模式。
溫度模式	開關鍵向下推一下，進行溫度模式切換：熱敷低檔、熱敷高檔、冷敷低檔、冷敷高檔、冷熱循環（溫度低檔）、溫度關閉。開機預設溫度關閉。

● 連接藍芽

1. 透過藍牙連接手機可播放音樂。
2. 在手機的藍牙設定內搜尋「MAX Eyes Pro」名稱並連接。

● 佩戴方法

1. 將本產品佩戴在頭部，主機舒適貼合在眼周，將頭帶調節到合適的尺寸範圍。
2. 佩戴體驗鬆緊適中，注意不可以過緊或過鬆。



產品的清潔、保養

清潔

- 清潔之前，請確保關閉電源，電源插頭已經從插座拔出。
- 請使用柔軟的乾布或輕微濕潤的布擦拭產品表面。



注意

- 請勿濕手拔插電源插頭。
- 請勿用水沖洗產品，或將任何液體濺到產品內部。
- 請勿使用苯或稀釋劑等腐蝕性液體清潔產品，以免造成產品褪色或損壞。
- 產品潮濕時，請停止使用及請勿拆卸，讓產品自然風乾即可。

保養

- 請保持產品清潔並遠離高濕度或高溫的場所，以及有揮發性氣體的環境。
- 如果長時間不使用此產品，請用防塵罩 (請自行購買) 套住此產品，防止落入灰塵。



注意

- 切勿將產品放置於陽光直接照射或高溫的場所，以免造成產品褪色及機件損壞。請勿在產品上擱置重物。
- 不使用時，請確認關閉電源，並拔去電源插頭。

溫馨提示

長年使用時，請務必檢查是否有以下症狀：

- 有燒焦氣味；
- 有時通電，有時斷電；
- 電源線發熱；
- 電源線是否破損；
- 其它異常。



注意

- 如有上述現象，為防止故障和事故的發生，請停止使用產品。
- 切斷電源開關，拔下電源插頭；請勿私自拆卸修理，請與本公司聯絡。

? 常見問題及處理方法

以下現象並非表示故障。請在聯絡客戶服務部之前，先檢查是否出現以下情況，從而找出解決方案。若問題仍未能解決，請勿自行拆開及維修。應立即停止使用及和我們聯絡。

序號	現象	可能原因	處理方法
1	無法運作	電量不足	對產品進行充電
		電源線破損	檢查並更換電源線
		連續使用時間過長，電機過熱保護	產品冷卻後，重新開啟開關鍵
2	突然停止操作	電量不足	對產品進行充電
		按摩時間超過10分鐘或冷敷模式使用6分鐘後，產品自動關機	重新開啟開關鍵
		連續使用時間過長，產品過熱保護	產品冷卻後，重新開啟開關鍵
3	使用時聽到「噏、嘆、嘯」聲音	屬正常現象	無需理會
4	關閉振動模式或關機後，仍有聲響	屬正常現象	無需理會，聲響會於關機一分鐘後停止



產品技術與參數

產品名稱：MAX Eyes Pro

產品型號：MAX-S13L90GR

額定電壓：3.7V

額定功率：5W

額定時間：10分鐘 (冷敷6分鐘)

電池容量：2000mAh

充電時間：≤4小時

電池續航時間：冷凍高檔約可用48分鐘

溫熱高檔約可用160分鐘

振動模式約可用180分鐘

溫熱溫度：高檔 $39\pm1^{\circ}\text{C}$ 低檔 $36.5\pm1^{\circ}\text{C}$

冷凍度數：高檔比常溫低 $4-11^{\circ}\text{C}$

低檔比常溫低 $3-10^{\circ}\text{C}$

產品尺寸：L180XW74XH75 (mm)

包裝尺寸：L214XW128XH85 (mm)

產品淨重：310G

內含配件：按摩器·說明書·充電線



按摩器



說明書

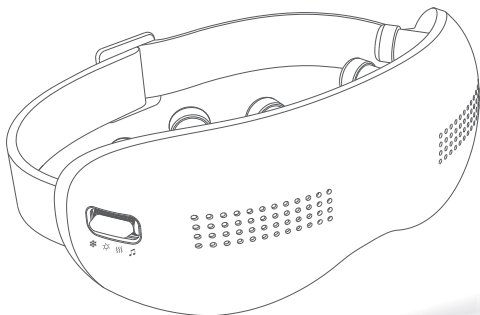


充電線

MAX Eyes Pro

User Manual

MAX-S13L90GR




maxcare®



COMPANY PROFILE

After two decades of experience in the health industry, **maxcare**® founder utilized his knowledge and expertise in massage therapy from an Asian-Pacific perspective to establish our brand - **maxcare**®. Our massage therapy business was expanded to Hong Kong in 2012 and is conferred 2017 Hong Kong Top Brand Award. Based in Hong Kong, we are specializing in design & innovation, manufacturing, and retailing of massage and healthcare products.

Believing in the value of 'Technology improves our quality of life' and 'Caring for your family', **maxcare**® has been innovating highly qualified products with international patents. Besides, **maxcare**® products fulfill various international safety standards, namely EU CE Mark, US UL/ETL Mark, Germany GS Mark, TUV certification, and China CCC Mark.

Motivated by our value, **maxcare**® founder has been leading us to be one of the most competitive brands in Hong Kong health industry. **maxcare**® applies the contemporary fashion design – neat and modern – on the mechanical engineering of massage chairs. To deliver our value and offer incredible massage experience and healthcare solution to the public, **maxcare**® devotes to the innovation, design, manufacturing the top-notch family massage products. By integrating the company philosophy – Spirit Of Healthy Life - into our products, **maxcare**® brings health to everyone.



Thank you for purchasing the Maxcare products. Before using the product, please read this manual thoroughly, particularly the Safety Precautions section, for the correct use of the product.

This manual should be well kept for easy reference. It enables you to perform a safe and efficient operation.

CONTENT

Safety Precautions	P.01 - P.03
Name and Function of Components	P.04
How to Use	P.05
Cleaning and Maintenance	P.06
Troubleshooting	P.07
Technical Specifications	P.08



Safety Precautions



1. Important safety warning

- This product will block vision when used, please do not use it while walking or playing.
- Keep children and pets away from the product.
- Please ensure that there are no people or pets nearby when in use to avoid accidents.
- Please use the power supply that matches this product.
- Please pull out the plug before use or cleaning to avoid injury or damage to the product.
- Do not use unauthorized accessories.
- Do not use this product outdoors.
- Please read carefully and follow the user manual instruction before operation.
- Any other usage that is not listed in this user manual is forbidden.
- Recommended usage time of this product is 10 minutes/ session.
- Please check if any part of this product is damaged before use. If so, please do not use it and contact us for repair.
- Please do not use it if the shell or surface is damaged.
- Please do not fall asleep while using this product.
- Please do not use it while driving.
- Please do not use it when wearing contact lenses, glasses or any hair accessories.
- Please wear this product on your eyes before turning it on.
- Please do not use it if drunk or feeling unwell.
- Please do not use it within one hour after having meal.
- Do not wear it too tight or with excessive force to avoid possible injury.
- If the power cord is damaged, do not attempt to change on your own. Please contact us for repair for safety reasons.



2. Environment for usage

- Please do not use any power source with fast charging function to prevent the circuit protection.
- Please do not use it in a moist environment such as bathroom.
- Please do not use it when there is a drastic change in temperature.
- Please do not use it under heavy-dusty or caustic environment.
- Do not use it in an environment with poor ventilation.
- Please switch off the power and unplug the machine after use.
- Please do not use it when surrounding temperature is up to 40°C.
- Please do not use it when surrounding temperature is below 5°C. The lubricant can thicken quickly and increase the friction between parts.
- Turn off and pull out the plug during thunderstorms.



Safety Precautions

- Please do not place it near fire or direct sunlight.
- When moved from a low-temperature storage to a warm environment, the moisture inside the machine may affect, or damage, its functionality. Please rest the product within room temperature for 1 hour before use.



3. People who have the below symptoms, please consult a doctor before use

- People who are suffering from glaucoma, cataract, retinal detachment or other eye-related diseases.
- People who have had eye surgery.
- People who are suffering from skin conditions such as swollen skins, sunburnt or other dermatology diseases.
- People who are suffering from malignant tumors, acute diseases, heart diseases, stroke or severe hypertension.
- People who are suffering from any difficulties related to respiratory organs.
- People who are suffering from any blood circulation disorders such as thrombosis, severe aneurysms and venous tumors, or from any skin infections.
- People who are suffering from perception disorders due to diabetes.
- People who have a fever.
- People who are suffering from injuries or skin diseases.
- Children under 14-year-old or people mentally unbalanced without being supervised are not allowed to use this machine.
- People who are told by doctor to have rest or people who feel unwell.
- People whose bodies are wet are forbidden to use this product.
- The appliance has a heating function. People who are insensitive to heat must be careful when using the machine.
- People who are receiving medical treatment, especially those who are physically unfit.
- People who have open wounds.
- People who aim for recovery.



4. Safety

- It is best to not share the product with other people to avoid cross infection.
- Please do not place heavy objects on this product.
- Do not use other therapy devices while using this product.
- This product is not to be used for medical treatment purposes.
- The product can only be used by a single user at a time.
- Recommended usage time of this product is 15 minutes/ session.
- Check if the voltage is suitable to the specification of this product.



Safety Precautions

- Do not use wet hands to pull the plug.
- Do not allow liquid to get into the product, to prevent electric shock or damage to this product.
- Do not pull or drag the power cord when unplugging. Please be gentle.
- Do not damage the wires or change the circuit of this product.
- Do not use wet cloths to clean the electric parts such as the switch and plug.
- Be away from this product during a power cut to prevent injury in case power resumes suddenly.
- Stop using this product if there is any irregularity, and please contact us immediately.
- Stop using this product if you feel any physical abnormality. Please consult a doctor.
- This product is not intended for people (including children) who are physically handicapped, sensory or neurological deficits, or lack of experience and knowledge, unless they are under supervision or instruction concerning the use of the product by their guardian.
- Children should be supervised to ensure they do not play it as a toy.
- If the power cord is damaged, it must be replaced by us in order to avoid accident.
- Keep the power cord away from hot or moving objects.
- Please cut off power and pull-out plug before moving.
- If the product is found damaged, broken, suffering from power leakage, or with exposed parts, please stop using it.
- Do not leave the product unattended when it is operating.
- Do not turn on the product when it is being charged.



5. Maintenance

- This product should be maintained by us, users are prohibited to dismantle or repair by themselves.
- Please always turn off the main power after use.
- Do not use this product if the socket is loose.
- If this product is to be left idle for long, please tie up the power cords and keep it in dry and dustless environment.
- Do not keep this product at a high temperature or near fire. Do not keep under direct sunlight.
- Please clean this product with dry cloths. Do not use thinner, benzene or alcohol.
- The mechanical components of this product are specially designed and made, no special maintenance required.
- Do not point sharp objects at this product.
- Please use it intermittently; do not keep it continuously running for long.
- Keep away from any magnetic devices. Avoid interruption from magnetic fields.



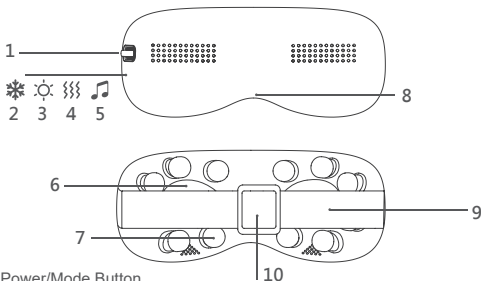
6. Solution of ordinary malfunctions

- It is normal if the motor makes noises during operation.
- If the rated working time is over, the power will automatically go off. If this product works continuously for too long, the temperature control will automatically turn off the machine.
- It is normal for the product to heat up during use.
- Redness and heat may appear in the massage area after use, which is normal.
- There may be pressure marks on the face after use, which will recover after waiting for a while.
- Due to long-term closed-eye massage, the eyes will appear short-term blurred vision. After resting for 1-3 minutes, the eyes will recover.



Name and Function of Components

- 1) Massager x1 2) USB Cable x1 3) Packing box x1 4) User manual x1



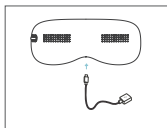
1. Power/Mode Button
2. Cold Compress
3. Hot Compress
4. Vibration Massage
5. Music
6. Cold/Hot Compress Area
7. Massage area
8. Charging Port
9. Strap
10. Buckle



How to Use






1. Charging



1. Connect to a computer or an adapter with the USB cable.
2. The signal light remains red when charging and turns white when fully charged. Remove the product from the power source.
3. The product does not function when charging (charging while working will prompt the self-protection program and halt motion).



2. Operation

Function	Description
ON/OFF	Press and hold the ON/OFF button for 2 seconds to turn ON/OFF the product.
 Music	Double-click the button to pause/resume the music.
 Vibration Massage Mode	Push the button up to switch the Vibration Massage Mode: Eye Beauty Mode, Eye Comfort Mode, Eye Care Mode, Sleep Mode, Temperature Mode. The default mode is Eye Beauty Mode.
 Temperature Mode	Push the button down to switch the Temperature Mode: Low-grade Hot Compress, High-grade Hot Compress, Low-grade Cold Compress, High-grade Cold Compress, alternating Hot and Cold Low-grade cycles, temperature turn off. The default Temperature mode is turned off.

● Bluetooth Connection

1. Connect via Bluetooth on your device and play music.
2. In the Bluetooth setting, please search for "MAX Eyes Pro" then connect.

● How to Wear

1. Wear the product on the head, then put the product closer to the eyes and adjust the size of the strap.
2. Please make sure to wear it comfortably without being too loose or too tight.



Cleaning and Maintenance

Cleaning

- Before cleaning, please make sure the switch has been turned off and the power plug has been disconnected from the socket.
- Use soft cloths to clean the surface of product and control panel.



CAUTION

- Do not pull the plug from the socket with wet hands.
- Please do not rinse the product. Avoid water/ liquids from getting into the product.
- Do not use corrosive cleaning agents like benzene or thinner to clean the product, otherwise, the color of product will fade, and the internal parts may be corrupted or broken.
- Do not disassemble the product when it is humid. Simply let it dry.

Maintenance

- Keep the product clean and away from high temperature/ humid areas, or any environment with volatile gases.
- If this product is left idle for a long time, please cover it with a dust cover (self-purchase).



CAUTION

- Please keep the product away from direct sunlight, or high temperature, to avoid fading or product damage.
- Do not place heavy objects on top of the product.
- Please ensure to turn off the power and unplug when it's not in use.

Kind Reminders

- * If the product has been used for a long time, please check the conditions as below:
 - Burnt smell.
 - Unstable power supply after connecting with the power cord.
 - Power cord is heating up.
 - Power cords damage.
 - Other abnormalities.



CAUTION

- If the above phenomenon occurs, please stop using the product to prevent malfunctions and accidents.
- Please turn off the power and unplug immediately. Users are prohibited to dismantle and repair by themselves. Please contact us for repair.


? Troubleshooting

The following symptoms do not indicate malfunction. Please check the below phenomenon to find out the solution before contact customer services team. If the problem still cannot be solved, please do not dismantle or repair the product. You should stop using it and contact us immediately.

No	Issues	Possible Causes	Solutions
1	Not working	Low battery	Recharge the product
		Charging cable damaged	Please check and replace the charging cable
		The massager is used for too long, overheat protection will be activated	Allow the massager to cool down before using again
2	Abrupt stop during operation	Low battery	Recharge the product
		Rated working time (10 minutes or Cold compress massage for 6 minutes) is up and the massager is automatically stopped	Press the power button to restart
		The massager is used for too long, overheat protection will be activated	Allow the massager to cool down before using again
3	"Vroom", "Pu", "Boom" sound during operation	Normal	No action required
4	After turning off the vibration mode or shutting it down, there is still sound	Normal	No action required; the sound will stop after one minute of the shutdown



Technical Specifications

Product Name	: MAX Eyes Pro
Product Model	: MAX-S13L90GR
Rated Voltage	: 3.7V 
Rated Power	: 5W
Rated Time	: 10mins (Cold compress massage for 6 mins)
Battery Capacity	: 2000mAh
Charging time	: ≤4Hrs
Battery life	: High-grade Cold Compress: 48 mins High-grade Hot Compress: 160 mins Vibration Massage Mode: 180mins
Heating Temperature	: High-grade Hot Compress 39±1 °C Low-grade Hot Compress 36.5±1 °C
Cold Temperature	: High-grade Cold Compress refers to a temperature slightly lower than the normal temperature of 4-11 °C Low-grade Cold Compress refers to a temperature slightly lower than normal temperature of 3-10 °C
Product Size	L180XW74XH75 (mm)
Packaging Size	L214XW128XH85 (mm)
Net Weight	310g
Components:	Massager, user manual, charging cable



Massager



User manual



Charging cable



商標持有：美斯實業有限公司

公司地址：香港北角健康東街39號柯達大廈二期1601室

Trademark holder: Maxcare Industrial Limited

Address: Rm 1601 Kodak House II, 39 Healthy Street East,
North Point Hong Kong

客戶服務熱線 Customer Service Hotline :

香港 Hong Kong - (852) 2950-9383

中國 China - (86) 400 882-1883

www.maxcareonlineshop.com