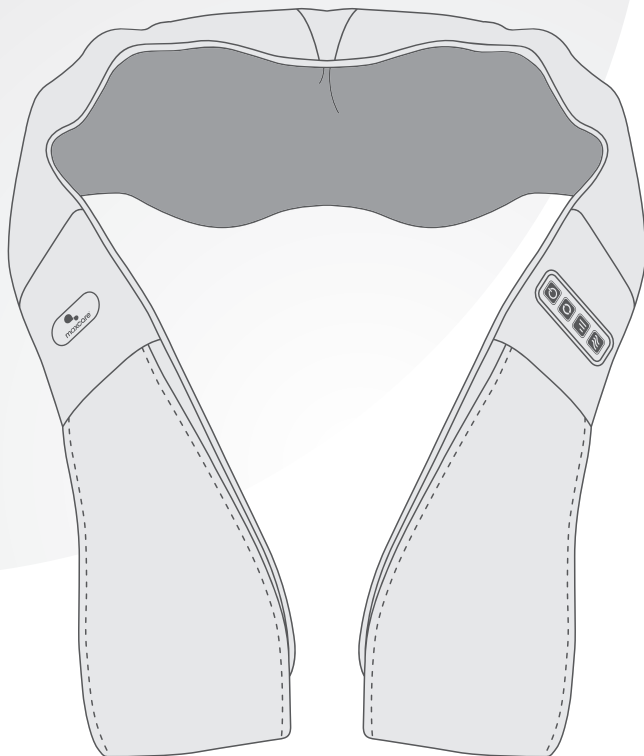


mKara

3D Shoulder Massager





COMPANY PROFILE

After two decades of experience in the health industry, **maxcare** founder utilized his knowledge and expertise in massage therapy from an Asian-Pacific perspective to establish our brand - **maxcare**. Our massage therapy business was expanded to Hong Kong in 2012 and is conferred 2017 Hong Kong Top Brand Award. Based in Hong Kong, we are specializing in design & innovation, manufacturing, and retailing of massage and healthcare products.

Believing in the value of 'Technology improves our quality of life' and 'Caring for your family', **maxcare** has been innovating highly qualified products with international patents. Besides, **maxcare** products fulfill various international safety standards, namely EU CE Mark, US UL/ETL Mark, Germany GS Mark, TUV certification, and China CCC Mark.

Motivated by our value, **maxcare** founder has been leading us to be one of the most competitive brands in Hong Kong health industry. **maxcare** applies the contemporary fashion design – neat and modern – on the mechanical engineering of massage chairs. To deliver our value and offer incredible massage experience and healthcare solution to the public, **maxcare** devotes to the innovation, design, manufacturing the top-notch family massage products. By integrating the company philosophy – Spirit Of Healthy Life - into our products, **maxcare** brings health to everyone.

mKara

3D Shoulder Massager

Thank you for purchasing the Maxcare products. Before using the product, please read this manual thoroughly, particularly the Safety Precautions section, for the correct use of the product.

This manual should be well kept for easy reference. It enables you to perform a safe and efficient operation.

CONTENT

Safety Precautions	P.01 - P.03
Name and Function of Components	P.04
How to Use	P.05
Cleaning and Maintenance	P.06
FAQs and Solutions	P.07
Technical Specifications	P.08



Safety Precautions



1. Important safety warning

- For adults only.
- Do not put this product into water or let water get into it.
- Do not drop or misuse this product.
- Please use well-grounding power supply suited to this product.
- Do not leave this product unattended when working or on charge.
- Keep children and pets away from the movable parts of this product
- When in use, sliding or transporting, please ensure that there are no people or pets nearby to avoid accidents.
- Please use well-grounding power supply suited to this product.
- Please pull out the plug after use or before cleaning to avoid injury or damage to the product.
- Do not use unauthorized accessories.
- Do not use this product outdoors.
- Please read this manual instruction carefully before operation.
- Any other usage that is not listed in this manual instruction is forbidden.
- Recommended usage time of this product is 15 minutes / session.
- Please check if any part of this products is damaged before use. If so, please do not use it and contact us for repair.
- Please do not use it if the cover is broken or damaged.
- Please do not use it if the shell or surface is damaged.
- Please do not drop anything into this product.
- Please do not fall asleep while using this product.
- Please do not use it while driving.
- Please do not use it if drunk or feeling unwell.
- Please do not use it within one hour after having meal.
- Please do not adjust to the maximum intensity at the beginning of the massage to avoid possible injury.
- Please do not keep sharp objects in pockets when use.
- Keep the plug clean from needles, rubbish or water.
- If the power cord is damaged, do not attempt to change on your own. Please contact us for repair for safety reasons.



2. Environment for usage

- Please do not use it in a moist environment such as bathrooms.
- Please do not use it when there is a drastic change in temperature.
- Please do not use it under heavy-dusty or caustic environment.
- Please do not use it where there is not enough space or not good ventilation.
- Please switch off the power and unplug the machine after use.
- Please do not use it when surrounding temperature is up to 40°C.
- Please do not use it when surrounding temperature is below 5°C. The lubricant can thicken quickly and increase the friction between parts.
- Turn off and pull out the plug during thunderstorms.
- Do not use outdoors.



Safety Precautions

- Do not place it near fire or directly under the sun.
- When moved from a low-temperature storage to a warm environment, the moisture inside the machine may affect, or damage, its functionality. Please rest the product within room temperature for 1 hour before use.



3. People who have the below symptoms, please consult a doctor before use

- People who are suffering from skin conditions such as swollen skins, sunburnt or other dermatology diseases.
- People who are suffering from malignant tumors, acute diseases, heart diseases, stroke or severe hypertension.
- People who are suffering from any difficulties related to respiratory organs.
- People who are suffering from any blood circulation disorders such as thrombosis, severe aneurysms and venous tumors; or from any skin infections.
- People who are suffering from perception disorders due to diabetes.
- People who are suffering from osteoporosis.
- People who are suffering from heart disease or carrying electronic medical equipment such as heart pacemaker.
- People who have a fever.
- Pregnant women or women that are in menses period.
- People who are suffering from injuries or skin diseases.
- Children under 14-year old or people mentally unbalanced without being supervised are not allowed to use this machine.
- People who are told by doctor to have rest or people who feel unwell.
- People whose bodies are wet are forbidden to use this product.
- People who are receiving medical treatment, especially those who are physically unfit.
- People who have open wounds.
- People who aim for recovery.



4. Safety

- Please do not place heavy objects on this product.
- Do not use other therapy devices while using this product.
- This product is not to be used for medical treatment purposes.
- Only one person at a time.
- Recommended usage time of this product is 15 minutes / session.
- Check if the voltage is suitable to the specification of this product.
- Do not use wet hands to pull the plug.
- Do not allow water to get into the product, to avoid electric shock or damage to this product.
- Do not pull or drag the power cord when unplugging. Please be gentle.
- Do not damage the wires or change the circuit of this product.
- Do not use wet cloths to clean the electric parts such as the switch and plug.
- Be away from this product during power cut to prevent injury in case power resumes suddenly.



Safety Precautions

- Stop using this product if there appears any irregularity, and please contact us immediately.
- Stop using this product if it causes discomfort, and please consult a doctor.
- This appliance is not intended for people (including children) with reduced physical, sensory or mental capabilities, or a lack of experience and knowledge, unless they are under supervision or instruction concerning the use of the appliance by a person responsible for their safety.
- Children should be supervised to ensure that they do not play with the appliance.
- If the power cord is damaged, it must be replaced by us in order to avoid a hazard.
- Keep the power cord away from hot or moving objects.
- Please cut off power and pull out plug before moving.
- If the product is found damaged, broken, suffering from power leakage, or with exposed parts, please stop using it.
- Do not leave the product unattended when it is operating.
- Do not turn on the product when it is being charged.



5. Maintenance

- This product should be maintained by us, users are prohibited to disassemble or maintain by themselves.
- Please always turn off the main power after use.
- Do not use this product if the socket is loose.
- If this product is to be left idle for long, please tie up the power cords and keep it in dry and dustless environment.
- Do not keep this product at a high temperature or near fire. Do not keep under direct sunlight.
- Please clean this product with dry cloths. Do not use thinner, benzene or alcohol.
- The mechanical components of this product are specially designed and made, no special maintenance required.
- Do not point sharp objects at this product.
- Please use it intermittently; do not keep it continuously running for long.



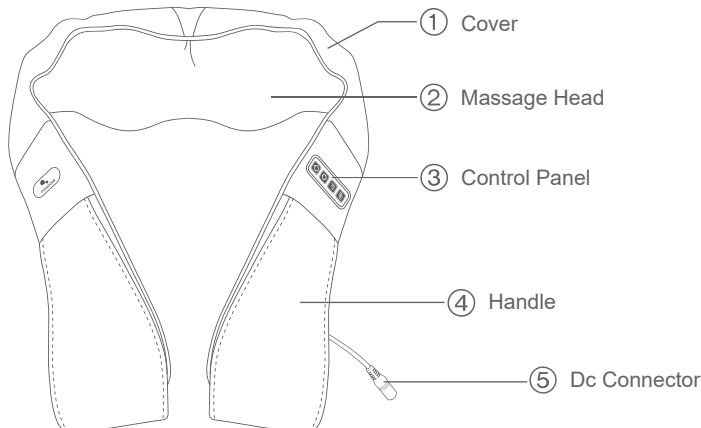
6. Solution of ordinary malfunctions

- It is normal if the motor makes noises during operation.

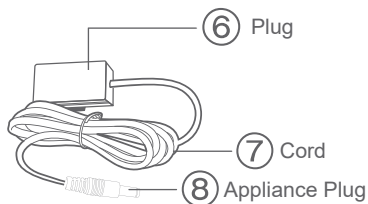
 Product Parts and Function

Product Structure

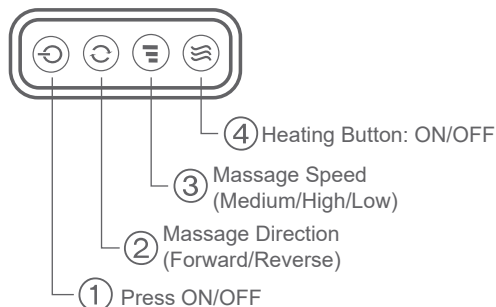
A
Main Unit



B Power Adaptor



C Control Panel



Demonstration of Massage Areas





HOW TO USE

OPERATION INSTRUCTION

1. Connect the power adaptor to the electrical outlet.
2. Press the power button to begin the massage, heating and rolling function is fully activated.
3. Press the heating button to active heating function, press it again to stop,
4. Press the direction button, the massage nodes turn anticlockwise, press it again, the direction turns clockwise.
5. Press the speed button, it will show middle/ quick/slow in turn.
6. Press the power button to stop the massage at any time.

RECHARGEABLE DESCRIPTION

1. Connecting the power adapter and product, insert the plug of the adapter into 100-240v, 50/60 HZ outlet.
2. The massage head will appear red light flashing when it is in charging, and the light flashing will be closed when begin to working.

During the period of using, the power adapter to charge batteries at the same time, it can automatic power off after charge completed.

Fully charge need about 1.5 hours

- If the battery still remains some power, the charging time will be shortened accordingly,
- After the battery fully charged, the massage head red lights flashing will be closed.



CAUTION

Strongly recommend to fully recharge the battery before use it for the first time.

- Approximate 1.5 hours to fully charged and use for about 2 hours.
- After charging, please remove the plug from the electricity supply.

The situation of the built-in batteries has no electric power

- After massage boot, massage head can appear red light flashing, charge before use.
 - Massager automatic shutdown after startup, and could not be opened, charge before use.
3. After charge completed, pull of the power adapter from household, power outlet first, then pull out the power cord plug from the power supply mouth.

 **Cleaning and Maintenance****Cleaning**

- Before cleaning, please make sure the switch has been turned off and the power plug has been disconnected from the socket.
- Use soft cloths to clean the surface of product and control panel.
- Use lightly damp cloths to clean and then dry it.

**CAUTION**

- Do not pull the plug from the socket with wet hands.
- Please do not rinse the product. Avoid water/ liquids from getting into the product.
- Do not use corrosive cleaning agents like benzene or thinner to clean the product, otherwise, the color of product will fade, and the internal parts may be corrupted or broken.
- Do not disassemble the product when it is humid. Simply let it dry.

Maintenance

- Make sure that the plug has been disconnected from the socket before maintenance.
- Keep the product clean and away from high-temperature/ humid areas, or any environment with volatile gases.
- If this product is to be left idle for long, properly cover it with a dust cover (self-purchase).

**CAUTION**

- Please keep the product away from direct sunlight, or high temperature, to avoid fading or product damage.

Kindly reminding

- If the product is used through the year, please check conditions as below:
 - * Burnt smell.
 - * The power cords do not work every time.
 - * The power cords glow.
 - * The power cords damage.
 - * Other abnormalities.

**CAUTION**

- If above mentioned happens, please stop using the product.
- Switch off the power supply, pull out the plug, and contact us.
- Do not disassembly the product by yourself.

FAQs and Solutions

Issues	Solutions
Product not functioning	<ol style="list-style-type: none">1. Check if the power cord is well2. Check if the power plug is connected to power source3. The product has automatically stopped working after long time of operation to protect the engine from overheating. Please stop using for 30 to 50 minutes
Control panel is not reacting and the product stops working	<ol style="list-style-type: none">1. Auto timer is up. Press the power button again to start massage.2. Turn off power and restart again.

If the abnormal situations persist after taking the above solutions, please contact us.

 產品技術與參數

Product Name	: mKara 3D Shoulder Massager
Product Model	: MAX-H04CDC200802
Input Voltage	: DC 12.6V 1A
Rated Power	: 12.6W
Battery Capacity	: 2200 mAh
Charging Time	: 1.5 Hours
Using time:	: 2 Hours
Rated Time	: 15 min
Product Net Weight	: 1.9 kg
Product Gross Weight	: 2.4 kg
Packaging Size	: 400 x 170 x 200 mm



商標持有：美斯凱實業有限公司
公司地址：香港北角健康東街39號柯達大廈二期1601室

Trademark holder: Maxcare Industrial Limited
Address: Rm 1601 Kodak House II, 39 Healthy Street East,
North Point, Hong Kong

客戶服務熱線 Customer Service Hotline :
香港 Hong Kong - (852) 2950-9383
中國 China - (86) 400 882-1883

www.maxcare.net
www.maxcareonlineshop.com