



# Multi Warm massager



**USER MANUAL**  
MAX-M01MC0578B

---

## Important Safety Warning

1. This product is not a medical device.
2. Before using this product, be sure to read the following precautions and follow them.
3. When not using the product, disconnect the power cord and adapter from the outlet.
4. The appliance has heating function. People who are insensitive to heat must be careful when using the appliance. If heating part direct contact with skin, there is a risk of low temperature burns. please wear socks or use with the heating turned off.
5. Be sure to use the adapter exclusively for this product. (Mixed use of other adapters may cause failure.)
6. People whose bodies are wet are forbidden to use this product.
7. Automatically shut down after the basic operating time due to the automatic timer function. If you use it continuously for a long time, it may be annoying to your body, so please use it within 15 minutes to avoid overloading your muscles and gradually extend the massage time as you get used to using it.
8. Do not pull the adapter connection terminal connected to the product with excessive force.
9. If there is a power failure, the power should be disconnected in time to avoid injury when the power is suddenly restored.
10. If the product cord is damaged, do not use the product.
11. If you feel more than a slight pain or discomfort in your body during use, stop using it immediately and consult your doctor.

12. Stretch your stiff body sufficiently before use. In addition, it is recommended that you do not receive a massage with the strongest intensity from the beginning, and take a massage while slowly raising it from a low intensity, and be sure to wear socks before using.
13. Do not store/use the product in direct sunlight or in a high temperature place.
14. Do not use it on the wound, but if you have chronic diseases such as acute and chronic disease, malignant tumor, high fever, skin disease, diabetes, etc., and elderly consult a specialist or doctor before using.
15. Never use after drinking or while sleeping or sleeping.
16. Do not use it in a humid place such as a bathroom as it may cause electric shock.
17. Do not place fire hazard chemicals near the product.
18. If it is malfunctioning or does not work properly during use, stop using it and contact the C/S center.
19. Please plug the power supply into an outlet that complies with safety regulations.
20. Do not unplug the power plug with wet hands.
21. Do not disassemble the product to avoid electric shock.
22. Do not place the product on an unstable desktop, so as to prevent the product from being dropped and damaged.
23. Do not place the product in a high temperature or high humidity environment.
24. Do not use the product when it is affected with damp.
25. Forbid stand on the massager !!!

## **People who have the below symptoms, please consult a doctor before use**

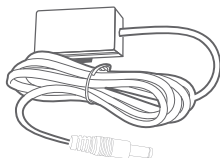
- People who have swollen or inflamed feet
- People who have pins or screws inside the body, or artificial joints.
- People who are suffering from osteoporosis.
- People who have cancers, acute illnesses, heart diseases, or severe high blood pressure, etc. are not suitable to use this product.
- People who have/ had back pain, or legs, waist, neck numbness/ injuries (disc herniation, spondylosis and cervical protrusion, etc. patients) are not suitable to use this product.
- People who have rheumatoid arthritis, rheumatism, gout are not suitable to use this product.
- People who have respiratory difficulties are not suitable to use this product.
- People who have blood circulation problems such as thrombosis, severe aneurysm, or acute venous tumor, or infectious skin diseases are not suitable to use this product.
- People who have perception disorders due to diabetes are not suitable to use this product.
- People who have spinal abnormalities or spine curvature disorders are not suitable to use this product.
- People whose health condition is poor are not suitable to use this product.
- People who are suffering from heart disease or carrying electronic medical equipment such as heart pacemaker.
- People who have a fever.
- Pregnant women or women that are in menses period.
- People who got injured or skin diseases.
- Children under 14-year old or people mentally unbalanced without being supervised are not allowed to use this machine.
- People who are told by doctor to have rest or people who feel unwell.
- The appliance has heating function. People who are insensitive to heat must be careful when using the appliance.
- People who are receiving medical treatment, especially those who are physically unfit.
- People who have open wounds.
- People who aim for recovery.

## Name And Function Of Components

1. Foot massager
2. DC adaptor
3. Foot cover



①







②







③

## Control Panel



Power (ON/OFF) button	Direction button	Speed control button	Warming Button
			
Turn on/off the massager. After a certain period of time, the direction of the massager (forward/reverse) is automatically switched. Built-in automatic timer, automatically off after 15 minutes after operation.	Switch the rotation direction by pressing the button while the massager is operating.	3-step (slow / medium / fast) speed control . Default setting at Medium speed.	In the off state, long press the heating button to turn on/off the heating function.

## How to use

1. Connect the plug end to the wall socket, Press “  ” button once to start massage.
2. Press “  ” button to select the rolling direction of massage balls, Clockwise and counterclockwise rotation.
3. Press “  ” button to change the massage speed, preset is Medium speed, press once to change to Fast speed, press twice changes to Slow speed....
4. Press “  ” button once to turn on/off the warm function, start working with the warm function, press again can turn off the warm function.
5. With 15 minutes auto-off function.
6. If you wish to have warm function only without massaging, hold and long press the warm button for 3 seconds under off mode. Then you can get only warm function.
7. If you wish to have a massage function only, after turn on the massager, simply press the warming button once and turn off the warm function.
8. After the foot cover is removed, other different parts of the body can be massaged.
9. The foot cover can be removed for washing.
10. Please noted: the direction and speed button can only be activated during power on. Once turn off the massager, all the functions stop working.

## Maintenance

1. Rinsing this product with water is not allowed. Only the foot cover are washable.
2. Do not use bleach to clean.
3. After washing, dry in a well-ventilated shade.
4. Do not place fire hazard chemicals near the product.
5. Keep clean by using a dry cloth to wipe the main body of the massager.

## Trouble Shooting

Issues	Possible Causes	Solution
“Tik tik” or “tak tak” sound during motion	Normal mechanical sound during motion or the frictional sound between the massage balls and cover	No action needed
Cannot be turned on	The adapter has not been well connected	Connect the adapter properly
	The power switch is off	Switch on the power button
Abrupt stop during operation	Power disconnected	Connect the adapter properly
	Rated working time (15 minutes) is up and the machine is automatically turned off	Press the power button to restart
	The machine has been in use for too long, causing overheating protection	Press the power button to restart the machine after cooling down
	Too much pressure on the machine and the massage balls are stuck	Relax to lessen pressure on the machine

## Product Specifications

Product Name	: Multi warm massager
Model No	: MAX-M01MC0578B
Input Power	: 100-240V 50/60Hz
Rated Voltage	: DC 12V 2.5A
Rated Power	: 30W
Auto timer	: 15 mins
Product Size	: Approx. 32*24*17(cm)

**MAXCARE INDUSTRIAL LIMITED**

www.maxcare.net  
www.maxcareonlineshop.com