

MAX Roller



User Manual

MAX-M01MC0313M



COMPANY PROFILE

After two decades of experience in the health industry, **maxcare** founder utilized his knowledge and expertise in massage therapy from an Asian-Pacific perspective to establish our brand - **maxcare**. Our massage therapy business was expanded to Hong Kong in 2012 and is conferred 2017 Hong Kong Top Brand Award. Based in Hong Kong, we are specializing in design & innovation, manufacturing, and retailing of massage and healthcare products.

Believing in the value of 'Technology improves our quality of life' and 'Caring for your family', **maxcare** has been innovating highly qualified products with international patents. Besides, **maxcare** products fulfill various international safety standards, namely EU CE Mark, US UL/ETL Mark, Germany GS Mark, TUV certification, and China CCC Mark.

Motivated by our value, **maxcare** founder has been leading us to be one of the most competitive brands in Hong Kong health industry. **maxcare** applies the contemporary fashion design – neat and modern – on the mechanical engineering of massage chairs. To deliver our value and offer incredible massage experience and healthcare solution to the public, **maxcare** devotes to the innovation, design, manufacturing the top-notch family massage products. By integrating the company philosophy – Spirit Of Healthy Life - into our products, **maxcare** brings health to everyone.



Thank you for purchasing the Maxcare products. Before using the product, please read this manual thoroughly, particularly the Safety Precautions section, for the correct use of the product.

This manual should be well kept for easy reference. It enables you to perform a safe and efficient operation.

CONTENT

Safety Precautions	P.01 - P.03
Name and Function of Components	P.04
How to Use	P.05
Cleaning and Maintenance	P.06
Technical Specifications	P.07



Safety Precautions



1. Important safety warning

- For adults only.
- Do not put this product into water or let water get into it.
- Do not drop or misuse this product.
- Please use well-grounding power supply suited to this product.
- Do not leave this product unattended when working or on charge.
- Keep children and pets away from the movable parts of this product
- When in use, sliding or transporting, please ensure that there are no people or pets nearby to avoid accidents.
- Please use well-grounding power supply suited to this product.
- Please pull out the plug after use or before cleaning to avoid injury or damage to the product.
- Do not use unauthorized accessories.
- Do not use this product outdoors.
- Please read this manual instruction carefully before operation.
- Any other usage that is not listed in this manual instruction is forbidden.
- Recommended usage time of this product is 15 minutes / session.
- Please check if any part of this products is damaged before use. If so, please do not use it and contact us for repair.
- Please do not use it if the cover is broken or damaged.
- Please do not use it if the shell or surface is damaged.
- Please do not drop anything into this product.
- Please do not fall asleep while using this product.
- Please do not use it while driving.
- Please do not use it if drunk or feeling unwell.
- Please do not use it within one hour after having meal.
- Please do not adjust to the maximum intensity at the beginning of the massage to avoid possible injury.
- Please do not keep sharp objects in pockets when use.
- Keep the plug clean from needles, rubbish or water.
- If the power cord is damaged, do not attempt to change on your own. Please contact us for repair for safety reasons.



2. Environment for usage

- Please do not use it in a moist environment such as bathrooms.
- Please do not use it when there is a drastic change in temperature.
- Please do not use it under heavy-dusty or caustic environment.
- Please do not use it where there is not enough space or not good ventilation.
- Please switch off the power and unplug the machine after use.
- Please do not use it when surrounding temperature is up to 40°C.
- Please do not use it when surrounding temperature is below 5°C. The lubricant can thicken quickly and increase the friction between parts.
- Turn off and pull out the plug during thunderstorms.
- Do not use outdoors.



Safety Precautions

- Do not place it near fire or directly under the sun.
- When moved from a low-temperature storage to a warm environment, the moisture inside the machine may affect, or damage, its functionality. Please rest the product within room temperature for 1 hour before use.



3. People who have the below symptoms, please consult a doctor before use

- People who are suffering from skin conditions such as swollen skins, sunburnt or other dermatology diseases.
- People who are suffering from malignant tumors, acute diseases, heart diseases, stroke or severe hypertension.
- People who are suffering from any difficulties related to respiratory organs.
- People who are suffering from any blood circulation disorders such as thrombosis, severe aneurysms and venous tumors; or from any skin infections.
- People who are suffering from perception disorders due to diabetes.
- People who are suffering from osteoporosis.
- People who are suffering from heart disease or carrying electronic medical equipment such as heart pacemaker.
- People who have a fever.
- Pregnant women or women that are in menses period.
- People who are suffering from injuries or skin diseases.
- Children under 14-year old or people mentally unbalanced without being supervised are not allowed to use this machine.
- People who are told by doctor to have rest or people who feel unwell.
- People whose bodies are wet are forbidden to use this product.
- People who are receiving medical treatment, especially those who are physically unfit.
- People who have open wounds.
- People who aim for recovery.



4. Safety

- Please do not place heavy objects on this product.
- Do not use other therapy devices while using this product.
- This product is not to be used for medical treatment purposes.
- Only one person at a time.
- Recommended usage time of this product is 15 minutes / session.
- Check if the voltage is suitable to the specification of this product.
- Do not use wet hands to pull the plug.
- Do not allow water to get into the product, to avoid electric shock or damage to this product.
- Do not pull or drag the power cord when unplugging. Please be gentle.
- Do not damage the wires or change the circuit of this product.
- Do not use wet cloths to clean the electric parts such as the switch and plug.
- Be away from this product during power cut to prevent injury in case power resumes suddenly.



Safety Precautions

- Stop using this product if there appears any irregularity, and please contact us immediately.
- Stop using this product if it causes discomfort, and please consult a doctor.
- This appliance is not intended for people (including children) with reduced physical, sensory or mental capabilities, or a lack of experience and knowledge, unless they are under supervision or instruction concerning the use of the appliance by a person responsible for their safety.
- Children should be supervised to ensure that they do not play with the appliance.
- If the power cord is damaged, it must be replaced by us in order to avoid a hazard.
- Keep the power cord away from hot or moving objects.
- Please cut off power and pull out plug before moving.
- If the product is found damaged, broken, suffering from power leakage, or with exposed parts, please stop using it.
- Do not leave the product unattended when it is operating.
- Do not turn on the product when it is being charged.



5. Maintenance

- This product should be maintained by us, users are prohibited to disassemble or maintain by themselves.
- Please always turn off the main power after use.
- Do not use this product if the socket is loose.
- If this product is to be left idle for long, please tie up the power cords and keep it in dry and dustless environment.
- Do not keep this product at a high temperature or near fire. Do not keep under direct sunlight.
- Please clean this product with dry cloths. Do not use thinner, benzene or alcohol.
- The mechanical components of this product are specially designed and made, no special maintenance required.
- Do not point sharp objects at this product.
- Please use it intermittently; do not keep it continuously running for long.

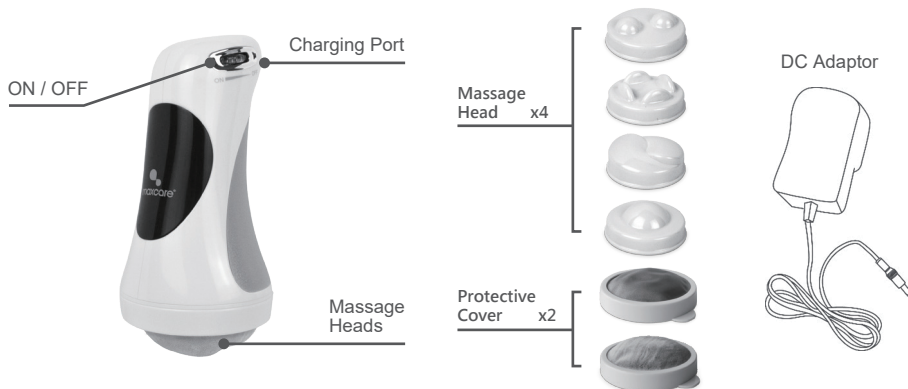








6. Solution of ordinary malfunctions

- It is normal if the motor makes noises during operation.

 Product Parts and Function

Product Structure



	Two ball-type massage head: Acupoint and deep massage.
	Four ball-type massage heads: Strengthening to improve the blood circulation.
	Tai Chi type massage head: Suggested for essence oil massage, skin can efficiency absorption essence oil.
	Ball-type massage head: Suggested to massage the neck area to relieve stress.
	Protective fabric cover: Avoid hair drawn into the machine
	Protective flannel cover: Avoid hair drawn into the machine. Since the texture is soft and comfortable, which can use on sensitive skin to avoid skin over pulling.

Product features:

- This massager is ergonomic design and easy to use.
- Wireless design and portable massager which you can enjoy the massage anywhere and anytime.
- Powerful and deeply massage with high-speed rotation.
- Different speed selection.
- Included 4 massage head, which is suitable for your needs and different body areas.

 HOW TO USE**CAUTION**

- Always ensure the appliance is set to the "OFF" before inserting the plug into a DC adaptor.

1. Make sure the switch is in "OFF" position. Then connect the DC adaptor to the charging port of the devices.
2. When the devices out of battery, the LED indicator light at "ON/Off" switch will flash red light. When the device is fully charged the LED indicator light will light red. After fully charged, then plug out the DC adaptor. The device needs to charge for 3-4 hours and will last for approximately 1 hour of use.
3. Select the suitable massage head, then you can remove the protective cover and install the massage head, and install the protective cover back.
4. Turn on the "ON/OFF" dial switch to adjust the speed.
5. Do not use this product continuously for more than 30 minutes. If the product is used for more than 30 minutes, it may trigger the overheating protection function and automatically stop.
6. Please wait at least 30 minutes for the product to cool down before reusing it.

 **Cleaning and Maintenance****Cleaning**

- Before cleaning, please make sure the switch has been turned off and the power plug has been disconnected from the socket.
- Use soft cloths to clean the surface of product and control panel.
- Use lightly damp cloths to clean and then dry it.

**CAUTION**

- Do not pull the plug from the socket with wet hands.
- Please do not rinse the product. Avoid water/ liquids from getting into the product.
- Do not use corrosive cleaning agents like benzene or thinner to clean the product, otherwise, the color of product will fade, and the internal parts may be corrupted or broken.
- Do not disassemble the product when it is humid. Simply let it dry.

Maintenance

- Make sure that the plug has been disconnected from the socket before maintenance.
- Keep the product clean and away from high-temperature/ humid areas, or any environment with volatile gases.
- If this product is to be left idle for long, properly cover it with a dust cover (self-purchase).

**CAUTION**

- Please keep the product away from direct sunlight, or high temperature, to avoid fading or product damage.

Kindly reminding

- If the product is used through the year, please check conditions as below:
 - * Burnt smell.
 - * Unstable power supply after contact with the power cord.
 - * Power cord heating up.
 - * Power cords damage.
 - * Other abnormalities.

**CAUTION**

- If above mentioned happens, please stop using the product.
- Switch off the power supply, pull out the plug, and contact us.
- Do not disassembly the product by yourself.



Technical Specifications

Product Name	: MAX Roller
Product Model	: MAX-M01MC0313M
Battery	: 7.4V 2600 mAH
Charging voltage (input)	: DC adaptor input 100-240V/50-60Hz
Charging voltage (output)	: 5V 1A
Max. Current	: 4000mA
Power Consumption	: 30W
Max Speed	: 3400RPM
Charging Time	: 3-4 Hours
Net Weight	: 815 g
Product Weight	: 1460 g
Product Size	: 100 x 100 x 194 mm
Packaging Size	: 247 x 212 x 122 mm



商標持有：美斯凱實業有限公司
Trademark holder: Maxcare Industrial Limited

客戶服務熱線 Customer Service Hotline :
香港 Hong Kong - (852) 2950-9383
中國 China - (86) 400 882-1883

www.maxcare.net
www.maxcareonlineshop.com