
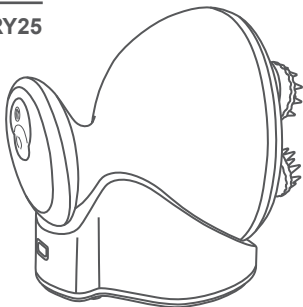


3D Momo Head

User Manual

MAX-S03FRY25



maxcare®



COMPANY PROFILE

After two decades of experience in the health industry, **maxcare** founder utilized his knowledge and expertise in massage therapy from an Asian-Pacific perspective to establish our brand - **maxcare**. Our massage therapy business was expanded to Hong Kong in 2012 and is conferred 2017 Hong Kong Top Brand Award. Based in Hong Kong, we are specializing in design & innovation, manufacturing, and retailing of massage and healthcare products.

Believing in the value of 'Technology improves our quality of life' and 'Caring for your family', **maxcare** has been innovating highly qualified products with international patents. Besides, **maxcare** products fulfill various international safety standards, namely EU CE Mark, US UL/ETL Mark, Germany GS Mark, TUV certification, and China CCC Mark.

Motivated by our value, **maxcare** founder has been leading us to be one of the most competitive brands in Hong Kong health industry. **maxcare** applies the contemporary fashion design – neat and modern – on the mechanical engineering of massage chairs. To deliver our value and offer incredible massage experience and healthcare solution to the public, **maxcare** devotes to the innovation, design, manufacturing the top-notch family massage products. By integrating the company philosophy – Spirit Of Healthy Life - into our products, **maxcare** brings health to everyone.

3D Momo Head

Thank you for purchasing the Maxcare products. Before using the product, please read this manual thoroughly, particularly the Safety Precautions section, for the correct use of the product.

This manual should be well kept for easy reference. It enables you to perform a safe and efficient operation.

CONTENT

Safety Precautions	P.01 - P.03
Name and Function of Components	P.04
How to Use	P.05
Cleaning and Maintenance	P.06
Technical Specifications	P.07



Safety Precautions



1. Important safety warning

- For adults only.
- Do not put this product into water or let water get into it.
- Do not drop or misuse this product.
- Please use well-grounding power supply suited to this product.
- Do not leave this product unattended when working or on charge.
- Keep children and pets away from the movable parts of this product
- When in use, sliding or transporting, please ensure that there are no people or pets nearby to avoid accidents.
- Please use well-grounding power supply suited to this product.
- Please pull out the plug after use or before cleaning to avoid injury or damage to the product.
- Do not use unauthorized accessories.
- Please read this manual instruction carefully before operation.
- Any other usage that is not listed in this manual instruction is forbidden.
- Recommended usage time of this product is 10 minutes/ session.
- Please check if any part of this products is damaged before use. If so, please do not use it and contact us for repair.
- Please do not use it if the cover is broken or damaged.
- Please do not use it if the shell or surface is damaged.
- Please do not drop anything into this product.
- Please do not fall asleep while using this product.
- Please do not use it while driving.
- Please do not use it if drunk or feeling unwell.
- Please do not use it within one hour after having meal.
- Please do not adjust to the maximum intensity at the beginning of the massage to avoid possible injury.
- Keep the plug clean from needles, rubbish or water.
- If the power cord is damaged, do not attempt to change on your own. Please contact us for repair for safety reasons.



2. Environment for usage

- Please don't use any power source with a "fast-charge" function, to avoid circuit protection.
- Please do not use it when there is a drastic change in temperature.
- Please do not use it under heavy-dusty or caustic environment.
- Please do not use it where there is not enough space or not good ventilation.
- Please switch off the power and unplug the machine after use.
- Please do not use it when surrounding temperature is up to 40°C.
- Please do not use it when surrounding temperature is below 5°C. The lubricant can thicken quickly and increase the friction between parts.



Safety Precautions

- Turn off and pull out the plug during thunderstorms.
- Do not use outdoors.
- Do not place it near fire or directly under the sun.
- When moved from a low-temperature storage to a warm environment, the moisture inside the machine may affect, or damage, its functionality. Please rest the product within room temperature for 1 hour before use.



3. People who have the below symptoms, please consult a doctor before use

- People who are suffering from skin conditions such as swollen skins, sunburnt or other dermatology diseases.
- People who are suffering from malignant tumors, acute diseases, heart diseases, stroke or severe hypertension.
- People who are suffering from any difficulties related to respiratory organs.
- People who are suffering from any blood circulation disorders such as thrombosis, severe aneurysms and venous tumors; or from any skin infections.
- People who are suffering from perception disorders due to diabetes.
- People who are suffering from osteoporosis.
- People who are suffering from heart disease or carrying electronic medical equipment such as heart pacemaker.
- People who have a fever.
- Pregnant women or women that are in menses period.
- People who are suffering from injuries or skin diseases.
- Children under 14-year old or people mentally unbalanced without being supervised are not allowed to use this machine.
- People who are told by doctor to have rest or people who feel unwell.
- People who are receiving medical treatment, especially those who are physically unfit.
- People who have open wounds.
- People who aim for recovery.



4. Safety

- Please do not place heavy objects on this product
- Do not use other therapy devices while using this product.
- This product is not to be used for medical treatment purposes.
- Only one person at a time.
- Recommended usage time of this product is 10 minutes/ session.
- Check if the voltage is suitable to the specification of this product.
- Do not use wet hands to pull the plug.
- Do not allow water to get into the product, to avoid electric shock or damage to this product.
- Do not pull or drag the power cord when unplugging. Please be gentle.



Safety Precautions

- Do not damage the wires or change the circuit of this product.
- Do not use wet cloths to clean the electric parts such as the switch and plug.
- Be away from this product during power cut to prevent injury in case power resumes suddenly.
- Stop using this product if there appears any irregularity, and please contact us immediately.
- Stop using this product if it causes discomfort, and please consult a doctor.
- This appliance is not intended for people (including children) with reduced physical, sensory or mental capabilities, or a lack of experience and knowledge, unless they are under supervision or instruction concerning the use of the appliance by a person responsible for their safety.
- Children should be supervised to ensure that they do not play with the appliance.
- If the power cord is damaged, it must be replaced by us in order to avoid a hazard.
- Keep the power cord away from hot or moving objects.
- Please cut off power and pull out plug before moving.
- If the product is found damaged, broken, suffering from power leakage, or with exposed parts, please stop using it.
- Do not leave the product unattended when it is operating.
- Do not turn on the product when it is being charged.



5. Maintenance

- This product should be maintained by us, users are prohibited to disassemble or maintain by themselves.
- Please always turn off the main power after use.
- Do not use this product if the socket is loose.
- If this product is to be left idle for long, please tie up the power cords and keep it in dry and dustless environment.
- Do not keep this product at a high temperature or near fire. Do not keep under direct sunlight.
- Please clean this product with dry cloths. Do not use thinner, benzene or alcohol.
- The mechanical components of this product are specially designed and made, no special maintenance required.
- Do not point sharp objects at this product.
- Please use it intermittently; do not keep it continuously running for long.



6. Solution of ordinary malfunctions

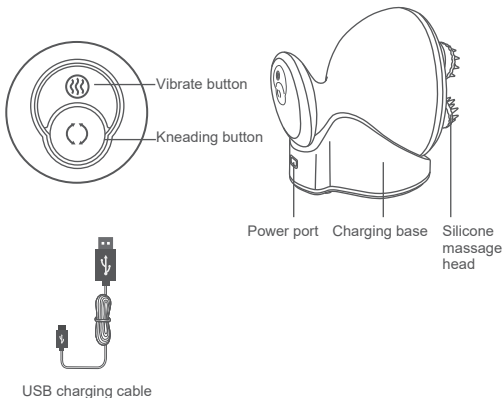
- It is normal if the motor makes noises during operation.
- If the rated working time is over, the power will automatically go off. If this product works continuously for too long, the temperature control will automatically turn off the machine, if so, please allow a 30-minute break before resuming.
- Do not use this product continuously for over 30 minutes, it will automatically turn off the machine. If so, please allow a 30-minute break before resuming.



Name and Function of Components

Product Structure:

1. Plastic case
2. 4 Comfortable silicone massage head
3. Wet-and-dry use
4. IP67 Waterproof level
5. Rated time is 10 minutes
6. 2 speed level for vibratory massage and kneading massage function
7. 14430 Li-ion battery with contact type charger base





How to Use



Kneading button



Vibrate button

1. Press (🔄) kneading button, 4 silicone massage head will high speed spinning, and the indicator light is always on.
Press (🔄) kneading button again, 4 silicone massage head will low speed spinning, and the indicator light is flashing.
Press (🔄) kneading button 2-3 second, 4 silicone massage head will stop spinning.
2. Press (🌀) vibrate button, 4 silicone massage head will high speed vibrate, and the indicator light is always on.
Press (🌀) vibrate button again, 4 silicone massage head will low speed vibrate, and the indicator light is flashing.
Press (🌀) vibrate button 2-3 second, 4 silicone massage head will stop vibrate.
3. Rated time is 10 minutes, if it runs 10 minutes will close automatically.

Accessory:

1. Please use the USB charging cable, insert the USB plug into the power port of the charging base, and put the massager on the charger base, make sure two metal sides are contacted. It will close automatically when it is charging.
 - The indicator light will turn red when not fully charge.
 - The indicator light will turn green when it fully charge.
2. Please use the original plug to charge.



Cleaning and Maintenance

Cleaning

- Before cleaning, please make sure the switch has been turned off and the power plug has been disconnected from the socket.
- Use soft cloths to clean the surface of product and control panel.
- Use lightly damp cloths to clean and then dry it.



CAUTION

- Do not pull the plug from socket with wet hands.
- Rinsing this product with water is not allowed.
- Do not use corrosive cleaning agents like benzene or thinner to clean the product, otherwise, the color of product will fade, and the internal parts may be corrupted or broken.
- Do not disassemble the product when it is wet.

Maintenance

- When not in use, turn off the main power, and remove the plug from socket.
- Keep the product clean and away from high-temperature / humid areas, or any environment with volatile gases.
- If this product is to be left idle for long, properly cover it with a dust cover (self-purchase).



CAUTION

- Please keep the product away from direct sunlight, or high temperature, to avoid fading.

Kindly reminding

- If the product is used through the year, please check conditions as below:
 - * Burnt smell.
 - * Unstable power supply after contact with the power cord.
 - * Power cord heating up.
 - * Power cords damage.
 - * Other abnormalities.



CAUTION

- If above mentioned happens, please stop using the product.
- Switch off the power supply, pull out the plug, and contact us.
- Do not disassembly the product by yourself.



Technical Specifications

Product Name	: 3D momo head
Product Model	: MAX-S03FRY25
Battery	: 650 mAH
Rated Voltage (input)	: 100~240VAC 50/60HZ
Rated Voltage (output)	: DC 5V 1A
Rated Power	: 30 W
Rated Time	: 10 minutes
Product Net Weight	: 45g
Product Size	: 118x105x115mm



商標持有：美斯凱實業有限公司
Trademark holder: Maxcare Industrial Limited

客戶服務熱線 Customer Service Hotline :
香港 Hong Kong - (852) 2950-9383
中國 China - (86) 400 882-1883

www.maxcare.net
www.maxcareonlineshop.com