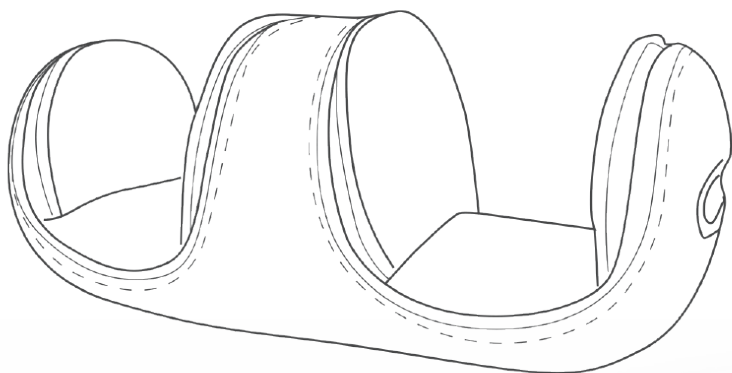


MAX Knee



產品使用說明書

MAX-F03YT623



maxcare®



企業介紹

maxcare 集團領導人憑著二十多年生產健康按摩產品經驗，了解亞洲人對按摩產品的特別需求，創立了**maxcare** 品牌，並於2012年在香港大力拓展按摩產品市場，更於2017年獲得香港名牌殊榮。**maxcare** 以香港作為基地，專注於研發、生產及銷售家庭健康器械。

maxcare 秉持「科技提升生活質量」、「用心關愛家庭健康」的服務宗旨，不斷推出創新性的高品質產品。**maxcare** 產品不僅通過歐盟CE、美國UL/ETL、德國GS、TUV、中國3C等多項國際品質和安全認證，同時申報並獲得了多項國際專利。

maxcare 在集團創立者的領導下及企業使命的推動下，現已成為香港最具競爭優勢的家庭健康按摩品牌之一。**maxcare** 企業在專注於研究按摩椅技術的基礎上，融入人們對生活的全新理解——簡約、時尚的設計元素。**maxcare** 本著關愛生活的健康原則，努力致力於研發、設計、生產優質的家庭健康按摩產品，為家庭和辦公室人群提供高品質的健康按摩產品和全身全方位的健康解決方案。**maxcare** 將「無限關愛·源自點滴」的企業理念融入產品之中，將健康帶到每個人的身邊。


MAX Knee

感謝您選購MAXCARE產品。使用前請仔細閱讀產品使用說明書，並特別注意安全事項，以便正確操作及使用本產品。

本手冊提供使用者安全及有效的操作模式，請在閱讀後妥為收藏，以便日後隨時取出參閱。

目錄

安全注意事項	P.01 - P.03
機件名稱及功能	P.04
使用方法	P.04 - P.05
產品的清潔、保養	P.06
常見問題及處理方法	P.07
產品技術參數	P.08

 安全注意事項


1. 重要安全警告

- 請使用與此產品匹配的電源。
- 用後或清潔前請拔離電源插頭，以免造成設備或人身損害。
- 不可使用未推薦的配件及附件。
- 請勿在室外使用此產品。
- 身體潮濕時禁止使用此產品。
- 請仔細參閱本操作手冊之後再按本手冊指示使用此產品。
- 禁止將此產品用於本手冊未列出的其它用途。
- 建議使用時間為15分鐘。
- 使用前，請檢查機件是否破損，如有破損請立即停止使用，請聯絡本公司來修理。
- 請勿將產品放置在靠近噴霧劑或剛使用過噴霧劑的地方。
- 請勿移走外殼。
- 蓋套布破損或損壞時不得使用此產品。
- 請勿在此產品外殼或外套破損的情況下使用。
- 請勿使任何物品落入此產品內。
- 請勿將水或其它液體弄到產品內部。
- 請勿於被子或枕頭上使用此產品，以免產品過熱；過熱有機會引致生火、觸電或意外。
- 使用此產品過程中不可睡覺。
- 醉酒或感覺不適時請勿使用此產品。
- 進食藥物後請勿使用此產品。
- 使用此產品時請勿過分用力，以免受傷。
- 電源插頭上附著針、垃圾或水份不可使用。
- 使用時切勿遮蔽氣口。
- 電源線破損時，請勿私自拆卸更換，應聯絡本公司更換修理。



2. 使用環境

- 請勿在高度潮濕的環境如浴室中使用此產品。
- 在環境溫度急劇變化時請勿立即使用此產品。
- 請勿在灰塵嚴重或有腐蝕性氣體空間環境中使用此產品。
- 請勿在狹小空間或空氣流通不暢處使用此產品。
- 使用完畢後請關閉電源，拔掉電源插頭。
- 請勿在室溫高於50°C的環境下使用本產品。
- 請勿在室溫低於-20°C的環境下使用產品，因為潤滑油的稠化可能會加大機器齒輪傳動件的磨損，影響使用壽命。
- 請勿在雷擊時使用，並將電源插頭拔離電源插座。
- 請勿於室外使用。
- 請勿將產品放置在靠近火爐或陽光直射的地方。
- 如產品由低溫儲存處移到溫暖環境使用時，內部金屬機件可能會聚集水氣而影響產品的正常運作，甚至造成機器損壞，建議移動後將產品在正常室溫放置一小時後再開機使用。

 安全注意事項 3. 如有以下症狀，請先諮詢醫生，在醫生指導下方可使用

- 皮膚有創傷或有傳染性皮膚病患者。
- 受傷或有傷口入仕。
- 腳部腫痛或發炎入仕。
- 靜脈炎、血栓形成、關節功能障礙、炎症、骨骼脆弱或骨質疏鬆症患者。
- 具有心臟問題以及佩戴電子醫療器如心臟起搏器者。
- 身體有銷釘、螺絲或人工關節入仕。
- 患有糖尿病、感覺障礙、惡性腫瘤、急性疾病、心臟病、嚴重高血壓等患者。
- 發高燒者。
- 脊柱異常或彎曲入仕。
- 孕婦或剛生產婦女。
- 身體有創傷或體表患病者。
- 無人監管時十四歲以下兒童及神志不清者禁止使用本產品。
- 經醫生囑咐需要休養或感覺身體不適者。
- 產品有發熱功能，對熱不敏感的人使用時必須注意。
- 正在接受醫生治療者，特別是身體感到異常者。
- 有出血傾向的人。
- 以康復為目的者。

 4. 安全事項

- 請勿在產品上放置重物。
- 使用本機時請勿站立。
- 請勿在使用本機的同時使用其它治療儀器。
- 請勿用於治療目的。
- 本產品僅限一人使用，請勿兩人或以上同時使用。
- 建議每次使用本產品15分鐘內為宜。
- 檢查電壓是否符合此產品的規格要求。
- 請勿使用濕手拔插電源插頭。
- 勿使水進入此產品內，避免觸電或使此產品受損。
- 插拔電源插頭時切勿拉拽電源線，不可過於粗暴。
- 切勿使電線受損或更改此產品電路。
- 切勿任意更改產品的構造或零件。
- 切勿用濕布清潔此產品電源開關、插頭等可帶電部位。
- 如果發生停電應該離開此產品，以免電力突然恢復時導致傷害。
- 如果在使用中感到此產品異常請立即停止使用，並向本公司諮詢。
- 如果您在使用此產品期間感到身體異常請立即停止使用，並向醫生諮詢。
- 本產品不提供給身體有殘障、感觀或神經有缺陷或缺乏經驗與常識的人士（包括兒童）使用，除非他們得到那些對他們的安全負責的人員關於如何使用該產品的監督與指導。
- 兒童必須被監督以確保他們不會拿產品來玩耍。

安全注意事項

- 如果電源線損壞，為了避免危險，必須由本公司更換。
- 請勿以電源線移動此產品，或以其為扶手。
- 不要將電源線靠近熱的或移動的物體。
- 移動前必須切斷電源，拔掉插頭。
- 如果發現產品損壞、破裂、漏電及相關部位暴露出來時禁止使用。

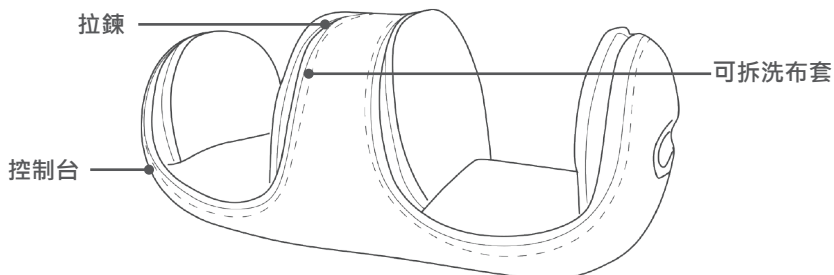
5. 產品保養和維護

- 本產品只能由本公司維修。用戶不可自行拆卸或修理。
- 請記住在使用後關閉總電源開關。
- 電源插座鬆動時，切勿使用此產品。
- 若長期不用應將此產品電源線卷起，並把此產品貯存在乾燥無塵的環境中。
- 切勿將此產品貯存在高溫或明火附近。勿使陽光長期直射。
- 請用乾布清潔此產品。不可使用稀釋劑、苯或酒精。
- 本產品機械裝置經特別設計與製造，無需特別維護。
- 不可用尖銳物品刺向此產品。
- 請間歇使用，不應使此產品長期連續運轉。

6. 常見現象處理

- 運行中發出電機聲：屬正常運作聲音。
- 本產品運作停止：額定時間到，此產品自動啟動關閉按鈕；此產品連續工作時間過長，溫控保護開關自動關機，可讓此產品休息半小時後再使用。

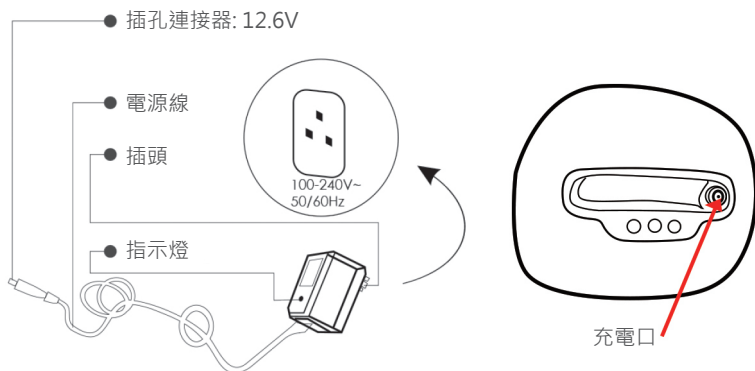
機件名稱及功能




使用方法

連接電源

連接適配器至電源，適配器上綠燈會亮起，表示可以充電。適配器插頭插上產品充電口，適配器亮起紅燈，表示正在充電。2-3小時之後（實際充電時間根據電量），指示燈會亮起綠色，表示已充滿電。卸下插頭，使用產品。






 使用方法

步驟

- 1) 當充電器插入電源後，查看機器是否有電，接上電源啟動如果充電器指示燈為綠色，可直接使用，如果指示燈變紅燈，表示電量不足，屬於充電狀態，充電器指示燈為綠色，表示電量充足，可使用
- 2) 電量不足狀態時，機器上的三個按鍵燈處於閃爍狀態，請及時充電
- 3) 按下按鍵板開關鍵，啟動機器15分鐘後未使用，燈自動熄掉
- 4) 選擇各種程式進行按摩

備註：本品不建議插電狀態使用，避免影響電池壽命。

按鍵

-  開關鍵: 通電後，按一下開關鍵，為自動程式1，顯示藍燈亮，開啟加熱和震動自動程式，震動為主，氣壓為輔，再按一下，為自動程式2，提示紅燈，同時開啟加熱和震動功能，氣壓為主，震動為輔，按第三下為關閉程式
-  震動鍵: 通電後，按一下震動鍵，顯示藍燈亮，進入震動模式，再按一下關閉功能
-  加熱鍵: 通電後，按一下加熱，顯示藍燈亮，進入加熱程式，溫度約40-50度，再按一下為加熱程式，顯示紅燈亮，溫度約45-55度

溫馨提示：電量不足時，三個按鍵燈處於閃爍狀態，請及時充電

產品的清潔、保養

清潔

- 清潔之前，請確認電源開關已經關閉，電源線插頭已經從插座拔出。
- 請用微濕的布擦拭清潔產品。可使用肥皂水浸濕的布棉擦去污垢。在擦拭之前，請先將布擰至微濕。



注意

- 切勿濕手拔插電源插頭。
- 切勿用水沖洗此產品，或將水或其它液體弄到產品內部。
- 切勿使用苯或稀釋劑等具有腐蝕性的清潔劑來清潔此產品，否則可能會造成此產品褪色，此產品結構受到腐蝕、開裂。
- 此產品潮濕時，請勿拆卸或使用此產品，讓此產品自然乾燥即可。

保養

- 不使用時，請確認電源開關關閉，電源線插頭已經從插座拔出。
- 請保持此產品清潔並遠離高濕度或高溫的場所，以及有揮發性氣體的環境。
- 把產品放進箱子，再存放於安全、乾爽、陰涼的地方。
- 如果長時間不使用此產品，請用防塵罩(請自行購買)套住此產品，防止落入灰塵。



注意

切勿將此產品放置於陽光直接照射或高溫的場所，以免造成產品褪色及機件損壞。

溫馨提示

- 長年使用時，請務必檢查是否有以下症狀：
 - * 有焦糊氣味。
 - * 觸動導線後有時通電，有時斷電。
 - * 電源線發熱。
 - * 電源線是否破損。
 - * 其它異常。




注意

- 如有上述現象，為防止故障和事故的發生，請停止使用此產品。
- 切斷電源開關，拔下電源插頭，並與本公司聯絡。
- 切勿私自拆卸修理。

? 常見問題及處理方法

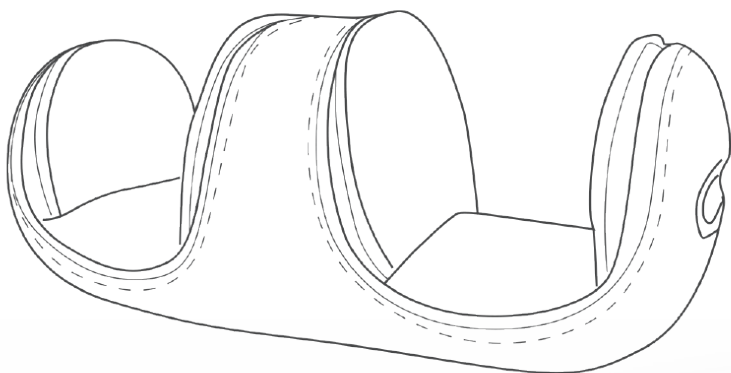
問題	處理方法
產品無法操作	<ol style="list-style-type: none">1. 檢查機器上的電源線是否完整2. 檢查電源插頭是否插好或是否通電3. 長時間操作後，產品和引擎的溫度若過高，機器將自動處於溫度保護狀態，請關閉電源並暫停使用30至50分鐘以上讓引擎內部散熱4. 為機器充電
控制台無法操作，機器也停止工作	<ol style="list-style-type: none">1. 在自動定時啟動後，若時間已到，請重新按鍵即可操作2. 關掉電源，重新插上電源啟動機器

如果進行了上述處理還有異常現象，請與本公司聯絡。

 產品技術與參數

產品名稱	: MAX Knee
產品型號	: MAX-F03YT623
產品淨重	: 3.5 kg
輸入電壓	: 100-240V
額定功率	: 50/60Hz
額定功率	: 12.6V 1.5A, 20W
額定時間	: 15分鐘
產品尺寸	: 515x235x240mm

MAX Knee



User Manual

MAX-F03YT623





COMPANY PROFILE

After two decades of experience in the health industry, **maxcare** founder utilized his knowledge and expertise in massage therapy from an Asian-Pacific perspective to establish our brand - **maxcare**. Our massage therapy business was expanded to Hong Kong in 2012 and is conferred 2017 Hong Kong Top Brand Award. Based in Hong Kong, we are specializing in design & innovation, manufacturing, and retailing of massage and healthcare products.

Believing in the value of 'Technology improves our quality of life' and 'Caring for your family', **maxcare** has been innovating highly qualified products with international patents. Besides, **maxcare** products fulfill various international safety standards, namely EU CE Mark, US UL/ETL Mark, Germany GS Mark, TUV certification, and China CCC Mark.

Motivated by our value, **maxcare** founder has been leading us to be one of the most competitive brands in Hong Kong health industry. **maxcare** applies the contemporary fashion design – neat and modern – on the mechanical engineering of massage chairs. To deliver our value and offer incredible massage experience and healthcare solution to the public, **maxcare** devotes to the innovation, design, manufacturing the top-notch family massage products. By integrating the company philosophy – Spirit Of Healthy Life - into our products, **maxcare** brings health to everyone.

MAX Knee

Thank you for purchasing the Maxcare products. Before using the product, please read this manual thoroughly, particularly the Safety Precautions section, for the correct use of the product.

This manual should be well kept for easy reference. It enables you to perform a safe and efficient operation.

CONTENT

Safety Precautions	P.01 - P.03
Name and Function of Components	P.04
How to Use	P.04 - P.05
Cleaning and Maintenance	P.06
FAQs and Solutions	P.07
Technical Specifications	P.08



Safety Precautions



1. Important safety warning

- Please use well-grounding power supply suited to this product.
- Please pull out the plug after use or before cleaning to avoid injury or damage to the product.
- Do not use unauthorized accessories.
- Do not use this product outdoors.
- Do not use this product when the body is wet.
- Please read this manual instruction carefully before operation.
- Any other usage that is not listed in this manual instruction is forbidden.
- Recommended usage time of this product is 15 minutes/ session.
- Please check if any part of this products is damaged before use. If so, please do not use it and contact us for repair.
- Please keep this product away from aerosol products or where oxygen is administered.
- Please do not remove the cover.
- Please do not use it if the cover is broken or damaged.
- Please do not use it if the shell or surface is damaged.
- Please do not allow foreign objects into this product.
- Please do not allow water or liquid into this product.
- Please do not use this product under a blanket or pillow. Overheating may occur and cause fire, electric shock or injury.
- Please do not fall asleep while using this product.
- Please do not use it if drunk or feeling unwell.
- Please do not use it after taking pain killers or sedatives.
- Please do not adjust to the maximum intensity at the beginning of the massage to avoid the risk of being injured.
- Keep the plug clean from needles, rubbish or water.
- Never cover the air opening when in use. Keep it clean from dirt, lint, hair and alike.
- If the power cord is damaged, do not attempt to change on your own. Please contact us for repair for safety reasons.



2. Environment for usage

- Please do not use it in a moist environment such as bathrooms.
- Please do not use it when there is a drastic change in temperature.
- Please do not use it under heavy-dusty or caustic environment.
- Please do not use it where there is not enough space or not good ventilation.
- Please switch off the power and unplug the machine after use.
- Please do not use it when surrounding temperature is up to 50°C.
- Please do not use it when surrounding temperature is below -20°C. The lubricant can thicken quickly and increase the friction between parts.
- Turn off and pull out the plug during thunderstorms.
- Do not use outdoors.
- Do not place it near fire or directly under the sun.
- When moved from a low-temperature storage to a warm environment, the moisture inside the machine may affect, or damage, its functionality. Please rest the product within room temperature for 1 hour before use.



Safety Precautions



3. People who have the below symptoms, please consult a doctor before use

- People who have rashes or infectious skin diseases.
- People who have injuries or open wounds.
- People who have swollen or inflamed feet.
- People who are suffering from phlebitis, thrombosis, joint dysfunction, inflammation, weak bones or osteoporosis, etc.
- People who are suffering from heart disease or carrying electronic medical equipment such as heart pacemaker.
- People who have pins or screws inside the body, or artificial joints.
- People who have diabetes, sensory impairment, acute illnesses, heart diseases, or severe high blood pressure, etc.
- People who have a fever.
- People who have an abnormal or curved spine.
- Pregnant women or who has recently given birth.
- Children under 14-year old or people mentally unbalanced without being supervised are not allowed to use this machine.
- People who are told by doctor to have rest or people who feel unwell.
- The appliance has heating function. People who are insensitive to heat must be careful when using the appliance.
- People who are receiving medical treatment, especially those who are physically unfit.
- People who are at an increased risk of developing blood clots.
- People who aim for recovery.



4. Safety

- Please do not place heavy objects on this product.
- Please do not stand while using this product. Place and remove feet in and from this product while seated.
- Do not use other therapy devices while using this product.
- This product is not to be used for medical treatment purpose.
- Only one person at a time.
- Recommended usage time of this product is 15 minutes/ session.
- Check if the voltage is suitable to the specification of this product.
- Do not use wet hands to pull the plug.
- Do not allow liquid into this product, for the avoidance of electric shock or damage to this product.
- Do not pull or drag the power cord when unplugging.
- Do not damage the wires or change the circuit of this product.
- Do not alter the structure or parts of this product.
- Do not use wet cloths to clean the electric parts such as the switch and plug.
- Do not use any chemical solvent to clean this product. Use only a damp cloth to clean the surface.
- Stay away from this product during power cut to prevent injury in case power resumes suddenly.
- Stop using this product if there appears any irregularity, and please contact us immediately.



Safety Precautions

- Stop using this product if it causes discomfort, and please consult a doctor.
- This appliance is not intended for people (including children) with reduced physical, sensory or mental capabilities, or a lack of experience and knowledge, unless they are under supervision or instruction concerning the use of the appliance by a person responsible for their safety.
- Children should be supervised to ensure that they do not play with the appliance.
- If the power cord is damaged, it must be replaced by us in order to avoid a hazard.
- Do not carry this product by its power cord or use it as a handle.
- Keep the power cord away from hot or moving objects.
- Please cut off power and pull out the plug before moving.
- If the product is found damaged, broken, suffering from power leakage, or with exposed parts, please stop using it.



5. Maintenance

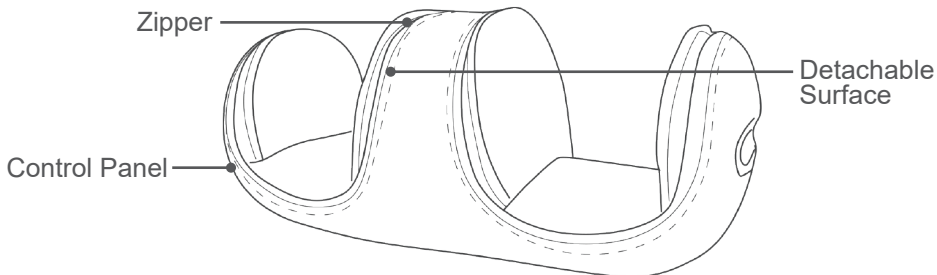
- This product should be maintained by us, users are prohibited to disassemble or maintain by themselves.
- Please always turn off the main power after use.
- Do not use this product if the socket is loose.
- If this product is to be left idle for long, please tie up the power cords and keep it in dry and dustless environment.
- Do not keep this product at a high temperature or near fire. Do not keep under direct sunlight.
- Please clean this product with dry cloths. Do not use thinner, benzene or alcohol.
- The mechanical components of this product are specially designed and made, no special maintenance required.
- Do not point sharp objects at this product.
- Please use it intermittently; do not keep it continuously running for long.



6. Solution of ordinary malfunctions

- It is normal if the motor makes noises during operation.
- If the rated working time is over, the power will automatically go off. If this product works continuously for too long, the temperature control will automatically turn off the machine, if so, please allow a 30-minute break before resuming.

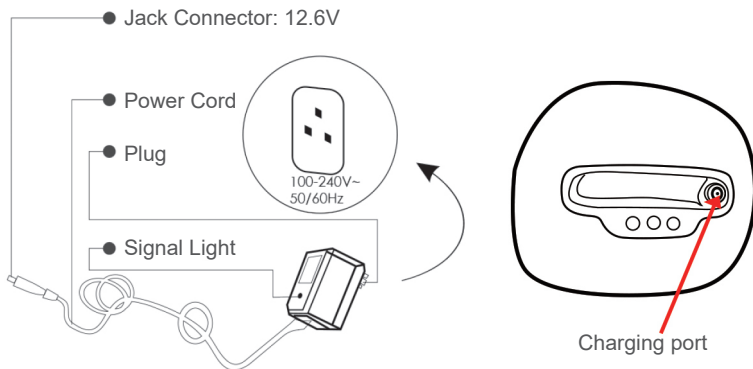
 Product Parts and Function



 HOW TO USE

Connect to Power

Connect the plug to a power source, and the green light will be lit, which means it is ready for charging. When the charger plug and the massager charging port are connected, the signal light will turn red, implying it is charging. After 2-3 hours (actual charging time depends on the remaining battery level), the signal light will turn green, implying battery is full. Unplug the charger and use the massager.






 HOW TO USE**Steps**

- 1: When the charger is connected to the power source, check if the massager is charged. If the signal light is green, then it can be used; if the signal light is red, then battery level is low and it is charging.
- 2: When the battery level is low, the three buttons on the panel will start flashing, please charge.
- 3: Press the power button. If the massager is idle for more than 15 minutes, it will be automatically turned off.
- 4: Choose different programs to start the massage.

Remarks: It is not recommended to use this product while it is on charge as it may affect battery life.

Steps

-  **Power Button:** Press the power button once and enter Auto Mode 1. The signal light will be blue. Heating, vibration and air pressure will be on, with vibration being the lead. Press the power button again to enter Auto Mode 2. Heating, vibration and air pressure will be on, with air pressure being the lead. Press the power button again to turn off this product.
-  **Vibration Button:** Press the vibration button once to turn on vibration function. The signal light will be blue. Press the button again to turn off the function.
-  **Heating Button:** Press the heating button to turn on heating function. The signal light will be blue, and the temperature will be set to 40-50°C. Press the button again. The signal light will be red, and the temperature will be set to 45-55°C.

Remarks: When battery level is low, all three buttons will flash and please put the massager on charger.

 **Cleaning and Maintenance****Cleaning**

- Before cleaning, please make sure the switch has been turned off, and the power plug has been pulled out from socket.
- Please use a piece of clean and soft cotton cloth to clean this product. The cloth can be soaked in soap water first, but please dry it to damp before cleaning.

**CAUTION**

- Do not pull the plug from socket with wet hands.
- Rinsing this product with water is not allowed.
- Do not use corrosive cleaning agents like benzene or thinner to clean the product, otherwise, the color of product will fade, and the internal parts may be corrupted or broken.
- Do not disassemble the product when it is wet.

Maintenance

- When not in use, turn off the main power, and remove the plug from socket.
- Keep the product clean and away from high-temperature/ humid areas, or any environment with volatile gases.
- Keep the product in a carton, and put it in a safe, dry, well-ventilated and shaded place.
- If this product is to be left idle for long, properly cover it with a dust cover (self-purchase).
- Please keep the product away from direct sunlight, or high temperature, to avoid fading.

**CAUTION**

- Please keep the product away from direct sunlight, or high temperature, to avoid fading or product damage.

Kindly reminding

- If the product is used through the year, please check conditions as below:
 - * Burnt smell.
 - * Unstable power supply after contact with the power cord.
 - * Power cord heating up.
 - * Power cords damage.
 - * Other abnormalities.

**CAUTION**

- If above mentioned happens, please stop using the product.
- Switch off the power supply, pull out the plug, and contact us.
- Do not disassembly the product by yourself.

? FAQs and Solutions

Issues	Solutions
Product not functioning	<ol style="list-style-type: none">1. Check if the power cord is well2. Check if the power plug is connected to power source3. The product has automatically stopped working after long time of operation to protect the engine from overheating. Please stop using for 30 to 50 minutes
Control panel is not reacting and the product stops working	<ol style="list-style-type: none">1. Auto timer is up. Press the power button again to start massage.2. Turn off power and restart again.

If the abnormal situations persist after taking the above solutions, please contact us.



Technical Specifications

Product Name	: MAX Knee
Product Model	: MAX-F03YT623
Product Net Weight	: 3.5 kg
Input Voltage	: 100-240V
Rated Frequency	: 50/60Hz
Rated Power	: 12.6V 1.5A, 20W
Rated Time	: 15 min
Product Size	: 515x235x240mm



商標持有：美斯凱實業有限公司
Trademark holder: Maxcare Industrial Limited

客戶服務熱線 Customer Service Hotline :
香港 Hong Kong - (852) 2950-9383
中國 China - (86) 400 882-1883

www.maxcare.net
www.maxcareonlineshop.com